

District of Lantzville
Statement of Financial Information
Year ended December 31, 2010

Index

- Management Report
- Audited Financial Statements which provide:
 - Statement of Assets and Liabilities
 - Operational Statement
 - Notes to the Financial Statements
- Schedule of Debts
- Schedule of Guarantee and Indemnity Agreements
- Schedule of Remuneration and Expenses
- Schedule of Payments for Goods or Services
- Approval of Statement of Financial Information
- Council Minutes Approving Statement of Financial Information

District of Lantzville
Statement of Financial Information
Year ended December 31, 2010

Management Report


The Financial Statements contained in this Statement of Financial Information under the *Financial Information Act* have been prepared by management in accordance with generally accepted accounting principles, and the integrity and objectivity of these statements are management's responsibility. Management is also responsible for all the statements and schedules, and for ensuring that this information is consistent, where appropriate, with the information contained in the financial statements.

Management is also responsible for implementing and maintaining a system of internal controls to provide reasonable assurance that reliable financial information is produced.


The Council is responsible for ensuring that management fulfills its responsibilities for financial reporting and internal control.

The external auditors, Meyers Norris Penny LLP, conduct an independent examination, in accordance with generally accepted auditing standards, and express their opinion on the financial statements. Their examination does not relate to the other schedules and statements required by the Act. Their examination includes a review and evaluation of the District's system of internal control and appropriate tests and procedures to provide reasonable assurance that the financial statements are presented fairly. The external auditors have full and free access to Council.

On behalf of the District of Lantzville,



Jedha Holmes, C.A.
Deputy Director of Finance



DISTRICT OF LANTZVILLE

Consolidated Financial Statements

Year ended December 31, 2010

**District of Lantzville
Consolidated Financial Statements
December 31, 2010
Index**

	<u>Page</u>
Auditors' Report	
Consolidated Statement of Financial Position	1
Consolidated Statement of Operations and Accumulated Surplus.....	2
Consolidated Statement of Cash Flows.	3
Consolidated Statement of Change in Net Financial Assets.....	4
Notes to Consolidated Financial Statements.....	5-14
Schedules:	
Schedule A - Consolidated Schedule of Tangible Capital Assets.....	15
Schedule B - Consolidated Schedule of Statutory Reserve Fund Activities.....	16
Schedule C - Consolidated Schedule of Segment Disclosures for the year ended December 31, 2010.....	17
Schedule C - Consolidated Schedule of Segment Disclosures for the year ended December 31, 2009	18

Independent Auditors' Report

To the Mayor and Council
District of Lantzville

We have audited the accompanying consolidated financial statements of the District of Lantzville, which comprise the consolidated statement of financial position as at December 31, 2010 and the consolidated statements of operations and accumulated surplus, change in net financial assets, cash flows and related schedules for the year then ended, and a summary of significant accounting policies and other explanatory information.

Management's Responsibility for the Consolidated Financial Statements

Management is responsible for the preparation and fair presentation of these consolidated financial statements in accordance with Canadian public sector accounting standards, and for such internal control as management determines is necessary to enable the preparation of consolidated financial statements that are free from material misstatement, whether due to fraud or error.

Auditors' Responsibility

Our responsibility is to express an opinion on these consolidated financial statements based on our audit. We conducted our audit in accordance with Canadian generally accepted auditing standards. Those standards require that we comply with ethical requirements and plan and perform the audit to obtain reasonable assurance about whether the consolidated financial statements are free from material misstatement.

An audit involves performing procedures to obtain audit evidence about the amounts and disclosures in the consolidated financial statements. The procedures selected depend on the auditors' judgment, including the assessment of the risks of material misstatement of the consolidated financial statements, whether due to fraud or error. In making those risk assessments, the auditor considers internal control relevant to the entity's preparation and fair presentation of the consolidated financial statements in order to design audit procedures that are appropriate in the circumstances, but not for the purpose of expressing an opinion on the effectiveness of the entity's internal control. An audit also includes evaluating the appropriateness of accounting policies used and the reasonableness of accounting estimates made by management, as well as evaluating the overall presentation of the consolidated financial statements.

We believe that the audit evidence we have obtained is sufficient and appropriate to provide a basis for our audit opinion.

Opinion

In our opinion, the consolidated financial statements present fairly, in all material respects, the financial position of the District of Lantzville as at December 31, 2010 and the results of its operations, change in net financial assets and its cash flows for the year then ended in accordance with Canadian public sector accounting standards.

Nanaimo, British Columbia

April 11, 2011

Meagan Norris Penny LLP

Chartered Accountants

District of Lantzville

Consolidated Statement of Financial Position


As at December 31, 2010



	2010	2009
Financial Assets		
Cash and cash equivalents (Note 2)	\$ 4,925,814	\$ 4,028,077
Accounts receivable (Note 3)	593,781	1,712,899
	<u>5,519,595</u>	<u>5,740,976</u>
Liabilities		
Accounts payable and accrued liabilities (Note 4)	501,077	685,604
Deferred revenue (Note 5)	908,785	818,613
Deposits (Note 6)	16,329	13,579
	<u>1,426,191</u>	<u>1,517,796</u>
Net Financial Assets	<u>4,093,404</u>	<u>4,223,180</u>
Non-Financial Assets		
Tangible capital assets (Note 7 and Schedule A)	30,459,576	28,840,069
Prepaid expenses	2,256	7,955
	<u>30,461,832</u>	<u>28,848,024</u>
Accumulated Surplus (Note 8)	<u>\$ 34,555,236</u>	<u>\$ 33,071,204</u>

See accompanying notes and schedules to the consolidated financial statements.

On behalf of the Municipality:



Colin Halme, Mayor



Jedha Holmes, CA, Deputy Director of Financial Services

District of Lantzville

Consolidated Statement of Operations and Accumulated Surplus

For the year ended December 31, 2010



	2010	2010 Fin. Plan (Unaudited-Note 14)	2009
Revenue:			
Taxation (Note 9)	\$ 1,389,364	1,387,935	\$ 1,358,717
Government grants and transfers (Note 10)	1,243,035	1,428,400	2,523,964
Utility taxes and fees	1,161,965	1,020,625	789,875
Services and Fees (own sources)	82,594	61,985	75,761
Grants in lieu of taxes	71,774	71,574	69,486
Interest	41,702	30,000	49,617
Development Cost Charges	36,000	36,000	-
Other	(9,696)	15,000	10,543
	<u>4,016,738</u>	<u>4,051,519</u>	<u>4,877,963</u>
Expenses (Note 11):			
General government	667,669	743,603	698,743
Transportation services	594,443	356,564	529,689
Protective services	298,454	270,844	275,610
Sewer	315,553	255,397	77,390
Water	279,906	248,747	240,643
Solid waste collection	170,821	172,000	146,699
Parks and recreation	78,793	181,918	83,145
Legislative services	82,932	102,050	87,093
Planning and environmental development	44,135	54,000	46,077
	<u>2,532,706</u>	<u>2,385,123</u>	<u>2,185,089</u>
Surplus for the year	<u>1,484,032</u>	<u>1,666,396</u>	<u>2,692,874</u>
Accumulated surplus, beginning of year	33,071,204	33,071,204	30,378,330
Accumulated surplus, end of year	<u>\$ 34,555,236</u>	<u>\$ 34,737,600</u>	<u>\$ 33,071,204</u>

Commitments and contingencies are specified in Note 12.

See accompanying notes and schedules to the consolidated financial statements.

District of Lantzville

Consolidated Statement of Cash Flows

For the year ended December 31, 2010



	2010	2009
Net inflow (outflow) of cash related to the following activities:		
Operating		
Surplus for the year	\$ 1,484,032	\$ 2,692,874
Non-cash items included in operations:		
Amortization of tangible capital assets	582,690	466,477
Loss (gain) on the sale of tangible capital assets	14,383	(5,000)
Change in prepaid expenses	5,699	290
Net change in non-cash working capital balances related to operations	1,027,513	(825,624)
Cash provided by operating transactions	3,114,317	2,329,017
Capital		
Purchase of tangible capital assets	(2,231,580)	(3,213,876)
Proceeds from sale of tangible capital assets	15,000	5,000
Cash used by capital transactions	(2,216,580)	(3,208,876)
Increase (decrease) in cash and cash equivalents	897,737	(879,859)
Cash and cash equivalents, beginning of year	4,028,077	4,907,936
Cash and cash equivalents, end of year	\$ 4,925,814	\$ 4,028,077

See accompanying notes and schedules to the consolidated financial statements.

District of Lantzville



Consolidated Statement of Change in Net Financial Assets

For the year ended December 31, 2010

	2010	2010 Fin. Plan	2009
	<i>(Unaudited-Note 14)</i>		
Surplus for the year	\$ 1,484,032	1,666,396	\$ 2,692,874
Purchase of tangible capital assets	(2,231,580)	(2,735,438)	(3,213,876)
Amortization of tangible capital assets	582,690	-	466,477
Loss (Gain) on the sale of tangible capital assets	14,383	-	(5,000)
Proceeds on sale of tangible capital assets	15,000	15,000	5,000
	(135,475)	(1,054,042)	(54,525)
Acquisition of prepaid expense	(2,256)	-	(7,955)
Use of prepaid expenses	7,955	-	8,245
	5,699	-	290
Decrease in net financial assets	(129,776)	(1,054,042)	(54,235)
Net financial assets, beginning of year	4,223,180	4,223,180	4,277,415
Net financial assets, end of year	\$ 4,093,404	\$ 3,169,138	\$ 4,223,180

See accompanying notes and schedules to the consolidated financial statements.

District of Lantzville

Notes to Consolidated Financial Statements

Year ended December 31, 2010



The District of Lantzville is a municipality that was incorporated on June 25, 2003 pursuant to the issue of Letters Patent dated April 3, 2003.

The District operates under the provisions of the *Local Government Act* and *Community Charter*.

The District's principal activities include the provision of local government services to residents of the incorporated area. These services include general government, fire protection, solid waste collection, parks and recreation, planning and development, and water and sewer services.

1. Significant Accounting Policies

(a) Basis of Presentation:

The District follows accounting principles generally accepted for British Columbia municipalities and applies such principles consistently. The consolidated financial statements have been prepared in accordance with Canadian generally accepted accounting principles for governments as prescribed by the Public Sector Accounting Board ("PSAB") of the Canadian Institute of Chartered Accountants.

The financial resources and operations of the District have been consolidated for financial statement purposes and include the accounts of all the funds of the District, which include General, Water and Sewer Operating, Capital and Reserve Funds. Inter-fund transactions have been eliminated on consolidation.

(b) Revenue Recognition:

Sources of revenue are recorded on the accrual basis and include revenue in the period in which the transaction or events occurred that give rise to the revenues, and expenses in the period the goods and services are acquired and a liability is incurred or transfers are due.

Property tax revenues are recognized in the year that they are levied.

Parcel tax revenues are recognized in the year that they are levied. Parcel taxes paid in advance, which relate to phase 1 sewer operating costs, are deferred and amortized proportionately to revenue over the term for which the parcel tax is expected to be levied.

Operating grants are recognized when they are earned. Receipts that are restricted by legislation or by agreement with external parties are recorded as deferred revenues. When qualifying expenses are incurred, deferred revenues are recognized as revenue in equal amounts.

Water and sewer fees are recognized when the commodity or service has been received by the customer.

Interest and penalties are recognized when earned. Allocations of interest are made to statutory reserve funds and certain restricted non-statutory funds.

Capital grants and developer contributions are recognized when the related expenditure is incurred and when collection is reasonably assured.

Government transfers are recognized in the financial statements as revenue in the period in which the events giving rise to the transfer occur, providing the transfers are authorized, any eligibility criteria have been met and reasonable estimates of the amount can be made.

District of Lantzville

Notes to Consolidated Financial Statements

Year ended December 31, 2010



(c) Financial instruments:

The District's financial instruments consist of cash and cash equivalents, accounts receivable, accounts payable, accrued liabilities and deposits. Unless otherwise noted, it is management's opinion that the District is not exposed to significant interest, credit or currency risks arising from these financial instruments.

(d) Tangible Capital Assets:

Tangible capital assets, comprised of capital assets and capital assets under construction exceeding \$10,000, are recorded at cost less accumulated amortization and are classified according to their functional use. Contributed tangible capital assets are recorded at fair value at the date of the contribution. Amortization is provided on a straight-line basis over the estimated useful life of the asset commencing the year the asset is put into service. One-half of the amortization is claimed in the first year of acquisition and in the last year. Estimated useful lives are as follows:

Asset	Rate
Buildings	15 - 80 years
Equipment	5 - 10 years
Land Improvements	10 - 50 years
Roads Infrastructure	10 - 75 years
Vehicles	10 - 25 years
Sewer Infrastructure	10 - 100 years
Water Infrastructure	10 - 100 years

Repairs and maintenance costs are charged to expense. Betterments which extend the estimated useful life of an asset or enhance the service potential of capital assets are capitalized.

Government contributions for the acquisition of capital assets are recorded as revenue and do not reduce the cost of the related capital asset.

(e) Use of Estimates:

Preparation of financial statements in accordance with accounting principles generally accepted for municipalities requires management to make estimates based upon assumptions. These estimates and assumptions affect the amounts of assets and liabilities reported or disclosed as at the date of the financial statements and the reported amount of revenues and expenses during the period. Significant areas requiring the use of management estimates relate to accruals for expected employee compensated absences and provisions for contingencies. Included in the accrual for expected employee compensated absences is an estimate for sick leave which is based on methodology requiring significant judgement that could result in material error. Amortization is based on estimates of the assets' useful lives. Actual results could differ from those estimates. Adjustments, if any, will be reflected in operations in the period of settlement.

District of Lantzville

Notes to Consolidated Financial Statements

Year ended December 31, 2010



(f) Employee Future Benefits:

The District recognizes the expenses relating to employee benefits in the period in which the employees render the services in return for the benefits, including compensated employee absences that accumulate but do not vest. Absences due to employee illness are paid when an injury or illness occurs, but entitlement to such compensation arises as employees render service. Entitlement to compensated absence due to illness or injury is measured as the expected future utilization of this benefit.

2. Cash and Cash Equivalents

December 31 cash balances include amounts designated for specific future capital purposes, restricted revenue (development cost charges, note 5) and various deposits (note 6), as follows:

	2010	2009
Restricted cash		
Statutory reserves (Note 8)	\$ 2,744,762	\$ 2,555,129
Restricted revenues - deferred revenue (Note 5)	908,785	818,613
Restricted revenues - deposits (Note 6)	16,329	13,579
	3,669,876	3,387,321
Unrestricted cash		
Cash available for operations	\$ 1,255,938	640,758
	\$ 4,925,814	\$ 4,028,077

Cash deposited at the Coastal Community Credit Union earns interest at the rate in the range of prime minus 1 to 2 %. Cash deposited at the Municipal Finance Authority (\$1,041,022 at December 31, 2010 (\$1,034,753 at December 31, 2009)) is invested in the MFABC Money Market Fund which earned an effective yield of .60% (2009 - 1.09%) and whose market value is equal to its cost.

3. Accounts Receivable

Accounts receivable comprise the following as at December 31:

	2010	2009
Other governments	\$ 266,062	\$ 1,496,219
Property and parcel taxes	218,535	138,300
User fees and other	109,184	78,380
	\$ 593,781	\$ 1,712,899

District of Lantzville

Notes to Consolidated Financial Statements

Year ended December 31, 2010



4. Accounts Payable

Accounts payable comprise the following as at December 31:

	2010	2009
General	\$ 241,382	\$ 554,020
Other governments	195,896	66,003
Salaries, wages and benefits	63,799	65,581
	\$ 501,077	\$ 685,604

5. Deferred Revenue

Deferred revenue comprise the following as at December 31:

	2009	Receipts	Interest	Revenue	2010
Community Works (Gas Tax) Funds	\$ 393,738	\$ 148,398	\$ 3,621	\$ (36,800)	\$ 508,957
Development Cost Charges	226,179	20,396	1,616	(42,182)	206,009
Administration and inspection fees	109,442				109,442
Phase 1 sewer op. costs prepaid by residents	37,718			(2,162)	35,556
Prepaid property taxes	28,106	35,250		(28,106)	35,250
Prepaid Utility Fees	-	1,564		-	1,564
Tourism Grant	11,463			(11,463)	-
Treaty Negotiation Grant	11,322				11,322
Prepaid tax certificate accounts	645	685		(645)	685
	\$ 818,613	\$ 206,293	\$ 5,237	\$ (121,358)	\$ 908,785

Community Works (Gas Tax) Funds

The Community Works funding is provided by the Government of Canada. The use of the funding is established by a funding agreement between the District and the Union of British Columbia Municipalities. These funds may be used towards designated public transit, community energy, water, wastewater, solid waste and capacity building projects, as specified in the funding agreement. During 2010, \$36,800 (2009 - \$ nil) were used to fund the Knarston Creek Overflow Project.

District of Lantzville

Notes to Consolidated Financial Statements

Year ended December 31, 2010



Development Cost Charges

Development Cost Charges are restricted revenue liabilities representing fees collected from property development. The use of these funds is restricted by legislation (*Community Charter*) and can only be used for the purposes for which they were collected, being primarily to fund new infrastructure capital works. In accordance with generally accepted accounting standards, the District records these funds as restricted revenue which is then recognized as revenue when the related costs are incurred. Drainage DCC's were recorded as revenue to fund the Knarston Creek Overflow Project and Sewer DCC's were recorded as revenue related to the Phase 2 capital cost for a property.

	2009	Receipts	Cancelled	Interest	Revenue	2010
Water	\$ 74,503	9,424	(12,459)	588	-	\$ 72,056
Sewer	39,404	2,599	(19,784)	223	(6,182)	16,260
Drainage	47,050	25,978	(15,304)	229	(36,000)	21,953
Highway Facilities	44,852	22,544	(9,548)	375	-	58,223
Parkland	20,370	16,946	-	201	-	37,517
	\$ 226,179	\$ 77,491	\$ (57,095)	\$ 1,616	\$ (42,182)	\$ 206,009

6. Deposits

Deposits comprise the following as at December 31:

	2010	2009
Performance deposits	\$ 13,329	\$ 13,579
Sewer Works – Phase 2 deposits	3,000	-
	\$ 16,329	\$ 13,579

Performance deposits are funds collected from various property developers and held as security to ensure the completion of specified agreed on works. These funds will be released once the related works are completed, or used by the District to complete the works for which they are held.

District of Lantzville

Notes to Consolidated Financial Statements

Year ended December 31, 2010



7. Tangible Capital Assets (Schedule A)

	2010	2009
Land	\$ 8,752,199	\$ 8,752,199
Land improvements	67,313	74,864
Buildings	1,242,331	1,271,462
Vehicles	603,463	658,590
Equipment	263,969	255,817
Infrastructure:		
Roads	7,807,348	7,019,645
Sewer	7,658,515	4,132,704
Water	4,052,186	3,872,383
Assets under construction	12,272	2,802,405
	\$ 30,459,576	\$ 28,840,069

Land is comprised of land under roads, parks and tennis courts, well fields, and land under and around District buildings. Land improvements include playground equipment, playing fields and courts, and parking lots.

8. Accumulated Surplus

Operating Funds - These funds comprise the principal operating activities of the District and include funds for general government, sewer and water services.

Capital Funds - These funds are used to record the acquisition and disposal of tangible capital assets and related financing. These funds include general, sewer and water capital funds.

Reserve Funds - These funds have been created to hold assets for specific future requirements. They are comprised of the statutory reserve funds shown in Note 2.

Certain amounts, as approved by Council, are set aside in reserves for future capital expenditures. Transfers to and or from are reflected as an adjustment to the respective fund.

	2010	2009
Operating Fund	\$ 1,350,898	\$ 1,676,006
Statutory Reserve Funds (Schedule B)	2,744,762	2,555,129
Equity in Tangible Assets	30,459,576	28,840,069
	\$ 34,555,236	\$ 33,071,204

District of Lantzville

Notes to Consolidated Financial Statements

Year ended December 31, 2010



Operating Funds

	General	Water	Sewer	Total
Opening balance	\$ 1,811,164	\$ 691,694	\$ (826,852)	\$ 1,676,006
Surplus for the year	563,015	127,738	793,279	1,484,032
Transfers to Capital Funds	(722,019)	(176,009)	(721,479)	(1,619,507)
Transfer to Reserve Funds	(499,085)	(149,066)	(86,142)	(734,293)
Transfers from Reserve Funds	273,906	270,754	-	544,660
Closing balance	\$ 1,426,981	\$ 765,111	\$ (841,194)	\$ 1,350,898

Equity In Tangible Capital Assets:

	2010	2009
Opening balance	\$ 28,840,069	\$ 26,092,670
Add: Purchases of tangible capital assets	2,231,580	3,213,876
Less: Proceeds on disposal	(15,000)	(5,000)
Gain (loss) on disposal	(14,383)	5,000
Less: Amortization	(582,690)	(466,477)
	\$ 30,459,576	\$ 28,840,069

9. Taxation

The District is required to collect taxes on behalf of, and transfer these amounts to, other government agencies noted below.

	2010	2009
Property taxes collected	\$ 4,250,348	\$ 4,249,683
Less transfers to other governments:		
School District	1,835,270	1,895,637
School District - policing	167,170	154,306
Regional Hospital District	174,608	174,459
Regional District of Nanaimo	501,249	487,265
BC Assessment	50,345	50,810
Municipal Finance Authority	147	153
Vancouver Island Regional Library	132,195	128,338
	2,860,984	2,890,966
	\$ 1,389,364	\$ 1,358,717

District of Lantzville

Notes to Consolidated Financial Statements

Year ended December 31, 2010



10. Government Grants and Transfers

	2010	2009
Operating transfers from provincial government:		
Strategic Communities Investment Fund Grant	\$ 124,221	\$ 782,348
Other	17,896	18,577
	142,117	800,925
Capital transfers:		
Canada/B.C. Infrastructure Grant	664,118	1,723,039
BC Towns for Tomorrow Grant	400,000	-
Community Works (Federal Gas and Public Transit) Funds	36,800	-
	\$ 1,243,035	\$ 2,523,964

11. Expenditure by Object and Segment

The financial statements report on expenditures by function. The District's expenditures by object are reported in Schedule C - Consolidated Schedule of Segment Disclosures.

Costs included in the District's financial plan are determined for each segment based on Council's approval of management recommendations as a result of Council's overall vision and strategy for the District. Financial Plan revenues from fees and charges, external funding, or internal allocations from reserves and accumulated surplus are also determined in the same manner. Actual expenditures are coded at the time of purchase to the appropriate segment and some payroll expenditures are allocated based on a pre-determined allocation consistent with the annual financial plan.

The segments included in the schedule are as follows:

General Government includes all administrative aspects of the District including property tax collection, council, and general services to the residents of the District.

Transportation Services includes management of the roads, storm drainage, and vehicle fleet used to provide services to the District.

Protective Services includes the fire department, building inspection, bylaw enforcement, and emergency planning.

Solid Waste Collection includes fees related to residential curbside collection services.

Planning includes land use planning, subdivision, development, and mapping.

Parks and Recreation includes management of District parks and trails, and the District's contribution to Mine Town Days.

Sewer Services includes the management and maintenance of the sanitary sewer system.

Water Services includes the management and maintenance of the water distribution system including reservoirs, wells, and hydrants.

Capital Funds includes funding and expenditures related to the purchase of capital assets in the general government, sewer and water services functions.

District of Lantzville

Notes to Consolidated Financial Statements

Year ended December 31, 2010



Reserve Funds includes interest earned on balances in the general government, sewer and water services capital reserves.

12. Commitments and Contingencies

(a) Municipal Pension Contingency

The District and its employees contribute to the Municipal Pension Plan (Plan), a jointly trustee pension plan. The Board of Trustees, representing plan members and employers, is responsible for overseeing the management of the Plan, including investment of the assets and administration of benefits. The pension plan is a multi-employer contributory pension plan. Basic pension benefits provided are defined. The plan has about 163,000 active members and approximately 60,000 retired members. Active members include approximately 35,000 contributors from local government.

Every three years an actuarial valuation is performed to assess the financial position of the Plan and the adequacy of Plan funding. The most recent valuation as at December 31, 2009 indicated an unfunded liability of \$1,024 million for basic pension benefits. The next valuation will be as at December 31, 2012, with results available in 2013. The actuary does not attribute portions of the unfunded liability to individual employers. The District paid \$37,751 (2009 - \$34,753) for employer contributions to the plan in fiscal 2010.

(b) Municipal Insurance Contingency

The District is a participant in the Municipal Insurance Association of British Columbia (the "Association"). Should the Association pay out claims in excess of premiums received, it is possible that the District, along with other participants, would be required to contribute towards the deficit.

13. Comparative Figures

Certain comparative figures have been reclassified to conform to the presentation adopted for the current year.

District of Lantzville

Notes to Consolidated Financial Statements

Year ended December 31, 2010



14. Financial Plan Figures

Financial Plan figures included in these financial statements are unaudited and represent the Financial Plan Bylaw adopted by Council. The Financial Plan includes internal transfers to and from Reserve and other surplus balances, and also capital expenditures rather than amortization expense. The following schedule reconciles the consolidated surplus as presented in the Financial Plan approved by Council to the consolidated surplus as shown in the Consolidated Statement of Operations.

	2010
Consolidated surplus, per "District of Lantzville Financial Plan Bylaw No. 81, 2010, Amendment Bylaw No 81.2, 2010"	\$ 265
Add:	
Capital expenditures	2,735,438
Transfers to statutory reserves	653,348
Internal debt repayment	59,683
Less:	
Transfers from statutory reserves	(613,044)
Recovery from prior year surplus	(1,169,294)
Consolidated surplus per "2010 Financial Plan" for Consolidated Statement of Operations	\$ 1,666,396

District of Lantzville

Consolidated Schedule of Tangible Capital Assets

For the year ended December 31, 2010




Infrastructure

	Land Improvements	Land	Buildings	Vehicles	Equipment	Roads	Sewer	Water	Under Construction	2010 Total	2009 Total
Historical Cost:											
Opening Balance	8,752,199	308,598	1,849,496	1,438,725	344,782	8,613,277	4,224,876	5,059,113	2,802,405	33,393,471	30,729,074
Additions			18,664	(128,486)	50,154	1,090,170	3,581,998	280,527	791,863	5,813,576	3,213,876
Disposals					(247)	(29,221)		(37,544)	(3,581,996)	(3,775,494)	(549,479)
Closing Balance, Dec 31	8,752,199	308,598	1,868,360	1,312,239	394,689	9,674,226	7,806,874	5,302,096	12,272	35,431,559	33,393,471
Accumulated Amortization:											
Opening Balance	-	233,734	578,034	780,135	88,965	1,593,632	92,172	1,186,730	-	4,553,402	4,636,404
Amortization Expense		7,551	47,995	45,127	42,002	285,905	56,187	97,823	-	582,690	466,477
Disposals				(116,486)	(247)	(12,659)		(34,723)		(164,115)	(549,479)
Closing Balance, Dec 31	-	241,285	626,029	708,776	130,720	1,866,878	148,359	1,249,930	-	4,971,977	4,553,402
Net book value	\$ 8,752,199	\$ 67,313	\$ 1,242,331	\$ 603,463	\$ 263,969	\$ 7,807,348	\$ 7,658,515	\$ 4,052,166	\$ 12,272	\$ 30,459,576	\$ 28,840,069

District of Lantzville

Consolidated Schedule of Statutory Reserve Fund Activities

For the year ended December 31, 2010



	General Fund					Water Fund	Sewer Fund	Asset Replacement	2010 Total	2010 Financial Plan <i>(Unaudited - Note 14)</i>	2009
	Capital Works	Asset Replacement	Fire Truck	Park Development	Park Acquisition						
	Replacement	Development	Replacement	Replacement	Replacement						
Opening balance	\$ 1,185,340	\$ 432,956	\$ 87,865	\$ 178,047	\$ 34,478	\$ 43,932	\$ 74,165	\$ 2,555,129	\$ 2,555,129	\$ 2,287,824	
Transfers in	309,123	66,825	76,800	29,800	-	26,000	8,300	653,348	653,348	574,608	
Loan repayment	59,683	-	-	-	-	-	-	-	59,683	61,167	
Interest earned	9,931	3,757	1,017	1,554	278	459	631	21,262	21,262	14,424	
Transfers out	(273,906)	-	-	-	-	-	(270,754)	(544,660)	(544,660)	(382,894)	
Closing balance	\$ 1,290,171	\$ 503,538	\$ 165,682	\$ 209,401	\$ 34,756	\$ 70,391	\$ 83,096	\$ 2,744,762	\$ 2,655,116	\$ 2,555,129	

District of Lantzville

Consolidated Schedule of Segment Disclosures

For the year ended December 31, 2010



	Gen. Gov't & Legislative	Transportation Services	Protective Services	Solid Waste Collection	Planning	Parks and Recreation	Sewer	Water	Reserve	2010 Consolidated	2010 Fin. Plan
REVENUE											
Taxation	1,389,364	-	-	-	-	-	-	0	-	1,389,364	1,387,935
Government grants and transfers	576,797	-	1,280	-	-	840	664,118	-	-	1,243,035	1,428,400
Utility taxes and fees	-	-	-	172,941	-	-	476,091	512,933	-	1,161,965	1,020,625
Services and fees	36,739	-	19,116	2,154	17,700	-	564	6,321	-	82,594	61,985
Grants in lieu of taxes	71,774	-	-	-	-	-	-	-	-	71,774	71,574
Interest	20,440	-	-	-	-	-	-	-	21,262	41,702	30,000
Development Cost Charges	36,000	-	-	-	-	-	-	-	-	36,000	36,000
Other	(9,727)	-	25	-	-	-	-	-	-	(9,696)	15,000
	2,121,093	-	20,421	175,095	17,700	840	1,140,773	519,254	21,262	4,016,738	4,051,579
EXPENSES											
Audit and Legal	39,305	-	-	-	-	-	-	-	-	43,985	55,300
Consulting	16,215	-	-	-	-	-	2,300	2,300	-	16,215	72,500
Contracted Services	27,255	2,349	56,205	170,821	44,135	3,749	-	-	-	304,514	330,564
Insurance	26,367	1,417	5,429	-	-	165	2,000	16,165	-	51,543	64,800
Legislative	4,452	-	-	-	-	-	-	-	-	4,452	13,850
Materials and Supplies	23,774	29,047	26,586	-	-	-	-	-	-	79,407	79,407
Salaries, Wages and Benefits	506,967	90,606	56,288	-	-	1,963	742	21,155	-	103,266	171,650
Training, Travel and Conferences	25,707	5,700	24,562	-	-	45,215	39,538	81,402	-	820,016	849,679
Telephone and Utilities	14,306	54,996	10,548	-	-	-	-	-	-	56,970	76,525
Other	28,977	111,573	37,336	-	-	-	2,213	19,097	-	101,160	104,600
	713,415	296,687	216,955	170,821	44,135	72,353	210,648	38,090	-	1,950,016	2,385,123
Amortization	37,886	297,756	81,499	-	-	6,440	58,112	101,697	-	582,690	-
	750,601	594,443	298,454	170,821	44,135	78,793	315,553	279,906	-	2,532,706	2,385,123
Surplus (Deficit)	1,370,792	(594,443)	(278,033)	4,275	(26,435)	(77,953)	825,220	238,348	21,262	1,484,032	* 666,396

District of Lantzville

Consolidated Schedule of Segment Disclosures

For the year ended December 31, 2009



	Gen. Gov't & Legislative	Transportation Services	Protective Services	Solid Waste Collection	Planning	Parks and Recreation	Sewer	Water	Reserve	2009 Consolidated	2009 Fin. Plan
REVENUE											
Taxation	1,358,717	-	-	-	-	-	-	-	-	1,358,717	1,356,160
Government grants and transfers	800,925	-	-	-	-	-	1,723,039	-	-	2,523,964	3,895,948
Utility taxes and fees	-	-	-	154,538	-	-	119,380	515,982	-	789,900	759,302
Services and fees	34,120	-	18,536	2,757	11,300	2,500	437	6,086	-	75,736	73,750
Grants in lieu of taxes	69,486	-	-	-	-	-	-	-	-	69,486	69,000
Interest	35,193	-	-	-	-	-	-	-	14,424	49,617	90,000
Other	8,012	-	-	-	-	2,531	-	-	-	10,543	-
	2,306,453	-	18,536	157,295	11,300	5,031	1,842,856	522,067	14,424	4,877,963	6,294,160
EXPENSES											
Audit and Legal	36,709	-	-	-	-	-	-	-	-	41,865	56,500
Consulting	50,595	-	-	-	-	-	-	2,000	-	50,595	45,000
Contracted Services	21,740	-	57,215	146,689	46,077	4,126	-	-	-	275,858	320,561
Debt Service	-	-	-	-	-	-	-	-	-	-	65,500
Insurance	27,351	1,619	6,268	-	-	102	-	16,019	-	53,350	67,200
Legislative	11,262	-	-	-	-	-	-	-	-	11,262	21,000
Materials and Supplies	17,552	20,207	24,678	-	-	1,628	-	23,387	-	87,663	172,100
Salaries, Wages and Benefits	507,437	127,692	53,640	-	-	39,720	9,567	34,663	-	772,718	806,916
Training, Travel and Conferences	29,871	7,203	20,107	-	-	-	-	-	-	57,180	73,650
Telephone and Utilities	14,111	51,300	11,150	-	-	-	-	-	-	100,419	116,400
Other	32,757	116,359	29,563	-	-	31,427	13,728	23,431	-	267,674	413,451
	749,385	324,378	202,621	146,689	46,077	77,003	29,110	43,841	-	1,716,615	2,158,278
Amortization	36,451	205,311	72,989	-	-	6,142	-	97,302	-	468,475	-
	785,836	529,689	275,610	146,689	46,077	83,145	77,380	240,643	-	2,185,089	2,158,278
Surplus (Deficit)	1,520,617	(529,689)	(257,074)	10,596	(34,777)	(78,113)	1,765,466	281,424	14,424	2,692,874	4,085,882

District of Lantzville
Statement of Financial Information
Year ended December 31, 2010

Schedule of Debts

A Schedule of Debts has not been prepared because the District had no long-term debt during the year ended December 31, 2010.

Prepared in accordance with the *Financial Information Act Regulation*, Schedule 1, Subsection 5.

Schedule of Guarantee and Indemnity Agreements

The District of Lantzville has not given any guarantee or indemnities under the Guarantee and Indemnities Regulations.

Prepared in accordance with the *Financial Information Act Regulation*, Schedule 1, Subsection 5.

**District of Lantzville
Statement of Financial Information
Year ended December 31, 2010**

Schedule of Remuneration and Expenses

		Remuneration	Expenses
1 Elected Officials			
Colin Haime	Mayor	15,392.00	1,552.14
Joe Bratkowski	Councillor	8,296.00	3,617.52
Brian Dempsey	Councillor	8,296.00	164.24
Warren Griffey	Councillor	8,296.00	-
Denise Haime	Councillor	8,296.00	1,291.22
Rod Nedgrave	Councillor	8,296.00	-
Douglas Parkhurst	Councillor	8,296.00	-
	(A)	65,168.00	6,625.12
2 Employees			
Twyla Graff	Chief Administrative Officer	123,216.57	2,992.41
Fred Spears	Director of Public Works	90,628.83	2,971.90
Jedha Holmes	Deputy Director of Finance	78,248.96	2,697.05
Consolidated total of other employees with remuneration and expenses of \$75,000 or less		331,897.90	8,198.88
	(B)	623,992.26	16,860.24
3 Reconciliation			
Total Remuneration - elected officials	(A)	65,168.00	
Total Remuneration - other employees	(B)	623,992.26	
		689,160.26	
Reconciling items (wage accruals, non-taxable employee benefits)		130,855.74	
Total Remuneration per Financial Statements - Schedule C		820,016.00	
4 Severance Agreements			

There were no severance agreements made between the District of Lantzville and its non-unionized employees during the year ended December 31, 2010.

**District of Lantzville
Statement of Financial Information
Year ended December 31, 2010**

Schedule of Payments for Goods or Services

1 Suppliers who received aggregate payments exceeding \$25,000

<u>Supplier name</u>	<u>Amount Paid</u>
BC Assessment Authority	\$ 50,345
BC Hydro	85,848
Canada Revenue Agency	172,296
Discovery Diesel Electric 06 Ltd.	36,736
Hub City Paving	201,054
ITT W & W	56,996
Knappett Industries 2006 Ltd.	1,179,913
Koers & Associates Engineering Ltd.	333,831
Province of BC (School Tax)	1,217,349
Milner Group Ventures Inc.	670,436
Municipal Insurance Association	26,440
Municipal Pension Plan	76,798
Regional District of Nanaimo	897,331
SFE Ltd	29,855
Sun Coast Waste Services	48,733
TC Trades Affiliates Ltd.	43,308
Vancouver Island Regional Library	132,124
Windley Contracting (2010) Ltd.	120,576
Young Anderson	38,889
	<u>\$ 5,418,859</u>

2 Consolidated total paid to suppliers who received aggregate payments of \$25,000 or less

\$ 863,385

3 Total payments to suppliers for grants and contributions exceeding \$25,000

Consolidated total of grants exceeding \$25,000	-
Consolidated total of contributions exceeding \$25,000	-
	<u>Consolidated total of all grants and contributions exceeding \$25,000</u>
	<u>\$ -</u>


4 Reconciliation:

Total of aggregate payments exceeding \$25,000 paid to suppliers	\$ 5,418,859
Consolidated total of payments of \$25,000 or less paid to suppliers	863,385
Consolidated total of all grants and contributions exceeding \$25,000	<u>-</u>
Total supplier payments	6,282,244
Reconciling items: flow through to other governments, tangible capital asset purchases, amortization, wages and benefits, other	(3,749,538)
	<u>Total per Consolidated Statement of Operations</u>
	<u>\$ 2,532,706</u>


District of Lantzville
Statement of Financial Information
Year ended December 31, 2010

Approval


The undersigned, as authorized by the *Financial Information Act Regulation*, Schedule 1, Subsection 9(2), approve all the statements and schedules included in this Statement of Financial Information, produced in accordance with the *Financial Information Act*.



Colin Haime
Mayor, on behalf of Council
May 9, 2011



Jedha Holmes
Deputy Director of Financial Services
May 9, 2011



District of Lantzville

Incorporated June 2002

To Whom It May Concern

Excerpt from the minutes of the Regular Meeting of Council of the District of Lantzville held Monday, May 9th, 2011.

MOVED and **SECONDED** that Council and the Deputy Director of Financial Services approve the Statement of Financial Information ("SOFI") for the District of Lantzville for the year ended December 31, 2010.

CARRIED

I hereby certify that the above resolution is a true and correct statement made by Council of the District of Lantzville at its Regular Meeting held Monday, May 9th, 2011.

Donna Smith
Deputy Director of Corporate Administration
District of Lantzville

File: 1870-20-FINA
G: council meetings/11/resolutions/resolution_SOFI